

## ML602 Ellipse Series Vertical Soap Dispenser

### Material Specifications

- #304 Stainless Steel Body
- Black ABS Pump Button (ML602BS only)

### Mounting

- Surface Mount Concealed Fix

### Dimensions

- ML602AR:** 123mmW x 209mmH x 129mmD
- ML602BS:** 123mmW x 209mmH x 99mmD

### Finish

- Satin Stainless Steel

### Installation Guidelines

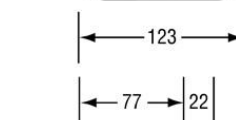
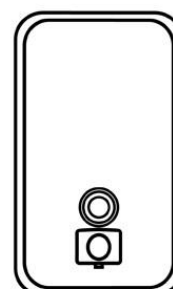
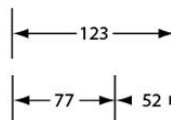
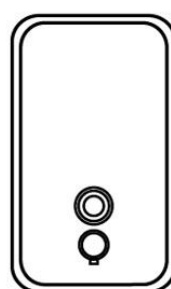
- May be subject to Australian Building Code Regulations for height and location fixing and may be subject to placement as per architectural drawings. In all cases, this is the responsibility of the installer.*
- Using the key provided, unlock the unit. Locate the security screw inside and loosen it, until the screw is no longer seen from the back of the unit.
  - Using the separate mounting bracket provided, determine the appropriate installation height and location using the mounting holes on the bracket.
  - Drill holes at the marked locations and insert plastic anchors.
  - Fix the mounting plate into place with screws.
  - Tighten all screws and ensure unit is level.
  - Attach the soap dispenser onto the mounting bracket by pushing it down to lock into place.
  - Re-tighten the screw from Step 1 to ensure that the unit is secure to the bracket.
- Note:** If the security screw is not tightened soap can leak from the back of the unit.



\*ML602AR



\*ML602BS



Mounting Bracket

Locate the security screw here



### Operation

- The recommended liquid soap (not included) must be either coconut or vegetable oil based to ensure correct function and operational longevity of the unit.

### Features

- Pump action soap dispenser valve
- Impact resistant liquid level indicator
- Lockable hinged lid (key provided)
- 1.2L Capacity
- Rounded fascia

The photographs and line drawings of the products presented above are representational only.  
Metlam Australia Pty Ltd reserves the right to, and from time to time, make changes and improvements in design and dimensions.



This product is AS1428.1 compliant (accessible compliant) when installed in accordance with the guidelines.

*The technical recommendations contained in this document are necessarily of a general nature and should not be relied on for specific applications without first securing competent advice. Whilst Metlam Australia Pty Ltd has taken all reasonable steps to ensure the information contained herein is accurate and current, it does not warrant the accuracy or completeness of the information and does not accept liability for errors or omissions. Any Commercial product should only be installed by a competent tradesperson and serviced/maintained by knowledgeable janitorial staff or competent people. Metlam Australia accepts no responsibility for any damage to product, walls or fixtures due to incorrect installation or maintenance of any of their products.*

The photographs and line drawings of the products presented above are representational only.  
Metlam Australia Pty Ltd reserves the right to, and from time to time, make changes and improvements in design and dimensions.